

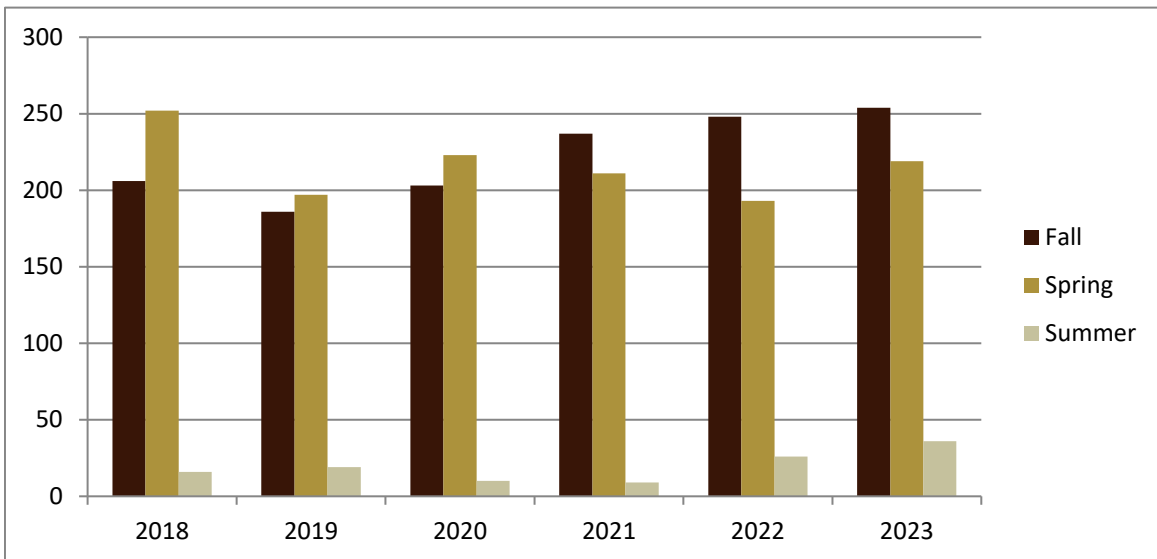
SMSU Art Program

Course Data

Academic Years 2018 to 2023



Enrolled by Term						
	2018	2019	2020	2021	2022	2023
Fall	206	186	203	237	248	254
Spring	252	197	223	211	193	219
Summer	16	19	10	9	26	36
Grand Total	474	402	436	457	467	509



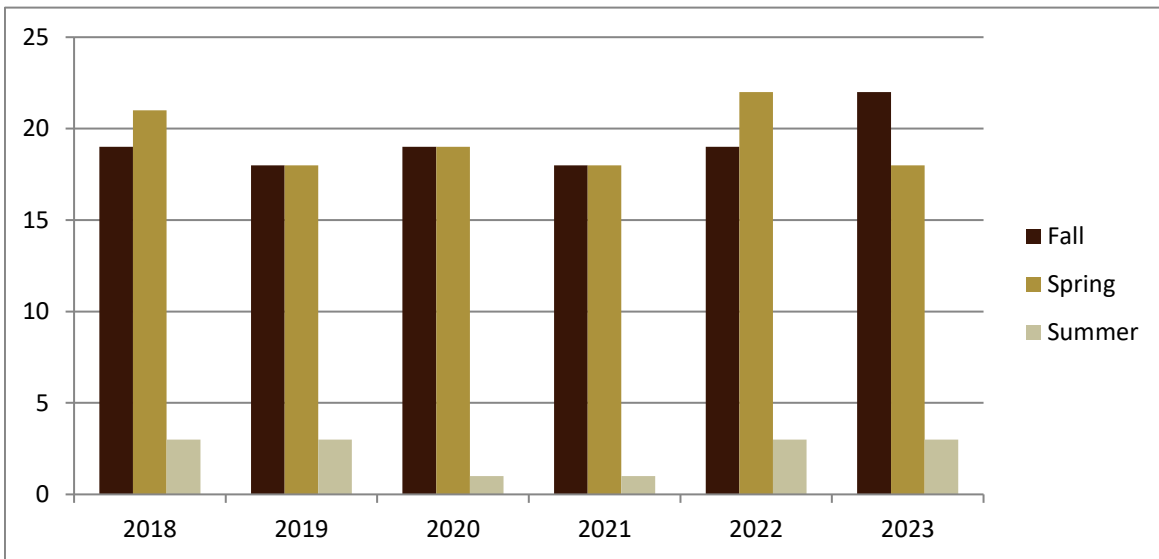
SMSU Art Program

Course Data

Academic Years 2018 to 2023



Courses by Term						
	2018	2019	2020	2021	2022	2023
Fall	19	18	19	18	19	22
Spring	21	18	19	18	22	18
Summer	3	3	1	1	3	3
Grand Total	43	39	39	37	44	43



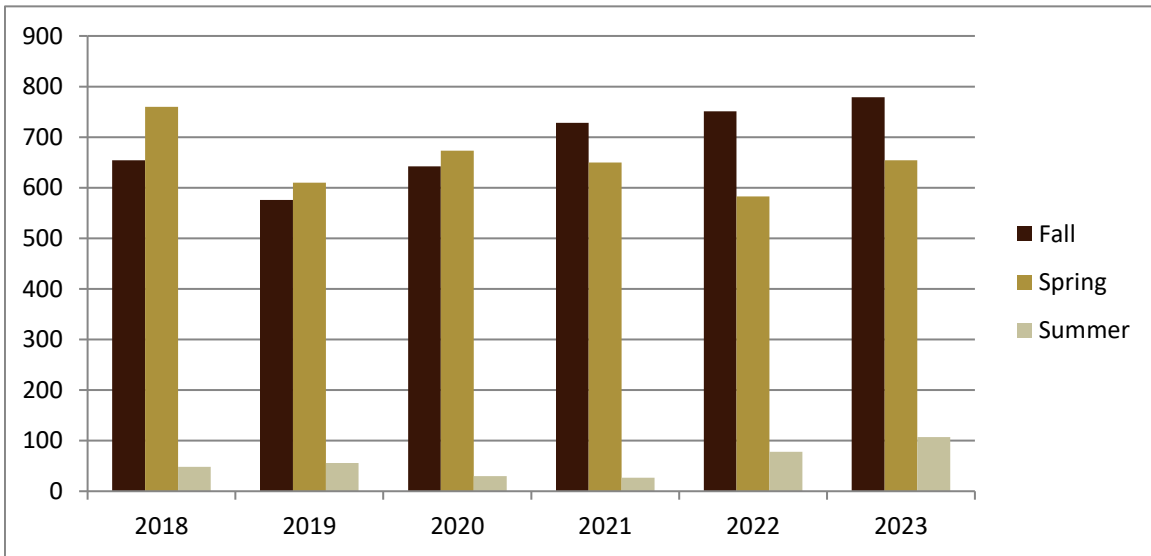
SMSU Art Program

Course Data

Academic Years 2018 to 2023



Credit Hours by Term						
	2018	2019	2020	2021	2022	2023
Fall	654	576	642	728	751	779
Spring	760	610	673	650	583	654
Summer	48	56	30	27	78	107
Grand Total	1,462	1,242	1,345	1,405	1,412	1,540



SMSU Art Program

Course Data

Academic Years 2018 to 2023



Credit Hours by Level						
	2018	2019	2020	2021	2022	2023
1-Lower 1	516	432	516	531	489	600
2-Lower 2	470	361	427	335	388	463
3-Upper 3	460	429	396	531	521	445
4-Upper 4	16	20	6	8	14	28
Grand Total	1,462	1,242	1,345	1,405	1,412	1,536

